


Seed packet Sorting


Make seed pack row markers by printing, cutting and laminating page one. Staple to craft stick. Put Velcro on the back. Make felt veggies using the patterns on page two. Have the children sort the veggies into rows using the seed packs as guides.

CARROTS




**Kramer
Seed Company**

BEETS



**Kramer
Seed Company**

RADISH



**Kramer
Seed Company**

