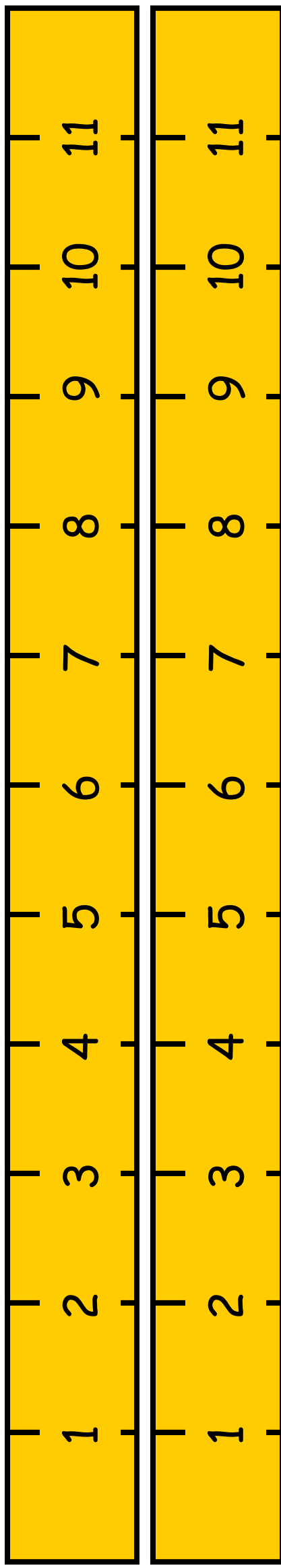




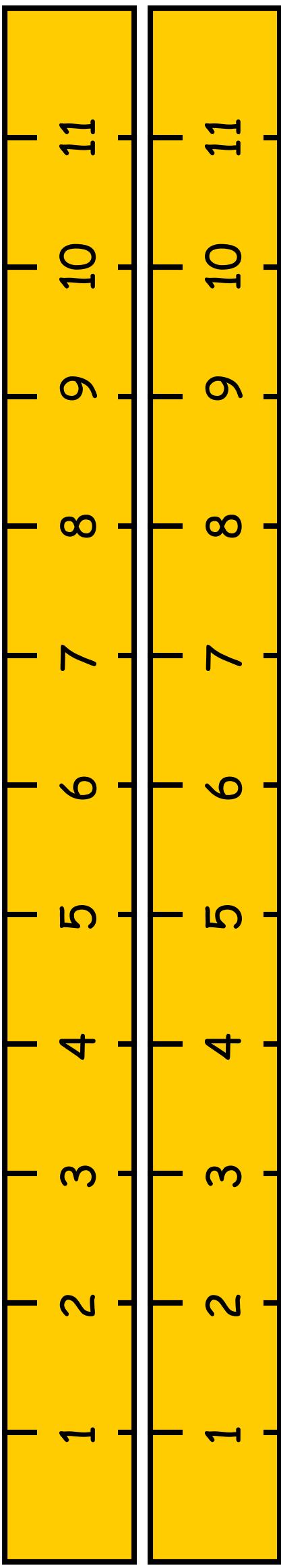


Rabbit Measurement Cards





Print on LEGAL paper, cut and laminate cards and rulers. Have the children measure how far the rabbit jumped and then clip a clothespin on the corresponding number.





12 11 10

A rounded rectangular box containing a rabbit illustration on the left and a carrot illustration on the right. A vertical line with dots at both ends is positioned between the rabbit and the carrot. Three boxes containing the numbers 12, 11, and 10 are arranged horizontally above the line.



9 10 11

A rounded rectangular box containing a rabbit illustration on the left and a carrot illustration on the right. A vertical line with dots at both ends is positioned between the rabbit and the carrot. Three boxes containing the numbers 9, 10, and 11 are arranged horizontally above the line.



10

9

8



6

7

8



5

7


6



7

6


5



6

5


4




4

3

2






1

2

3



0

1

2

